

Report on FME's Publication Activity in 2014

Bernhard K. Aichernig (Board Member)

11 June 2015

Web-Site. FME's website <http://www.fmeurope.org> is a Wordpress CMS hosted at Graz University of Technology and is maintained by Bernhard Aichernig. Its purpose is to publish the ongoing activities of FME as an organisation. This includes the announcement of the FM symposia, the FME meetings, and events sponsored by FME. A new page with upcoming Formal Methods conferences was established in 2014 (see below for details). The site currently comprises of 82 published posts and 10 static pages. In 2014, a total of 17 posts were newly published.

Google analytics shows the following statistics for 2014: 6,356 sessions (5936 in 2013), 4,654 unique visitors (4,350 in 2013), 14,190 page views (12,671 in 2013), 2.23 average pages per session (2.13 in 2014), 1:31 minutes avg. session duration (1:11 in 2013). The visits came from 128 countries with the following top ten: UK, Germany, USA, France, China, India, The Netherlands, Italy. Japan, Austria, The top ten countries in terms of visitors are the same as in 2013. Among these, the strongest increase in visitors came from Italy (+44%).

The three most frequently visited pages, next to the homepage, were (1) Upcoming FM Conferences, (2) FM 2015 in Oslo, and (3) Choosing a Formal Method.

Attached is a Google Analytics summary report.

New page: Upcoming Formal Methods Conferences. As a new service to the members we have established a page with a list of upcoming conferences in formal methods. Its main purpose is coordination among conference organisers. Therefore, we established contacts with the steering committees and actively poll them for conference dates before publication in Call for Papers. The page was announced to the membership on 11 November 2014. We received 322 unique visitors on that day, 90 on the 12th and 50 on the 13th, compared to appr. 20 on usual days before. It became quickly the most popular page on our web-site.

LinkedIn Group. Since July 2010, FME has a presence on the social network LinkedIn. The discussion group is called Formal Methods Europe. Jonathan Bowen is its owner, John Fitzgerald and Bernhard Aichernig are the managers of the group. Everybody can read the group. Only members can write. It currently has 1,335 members.

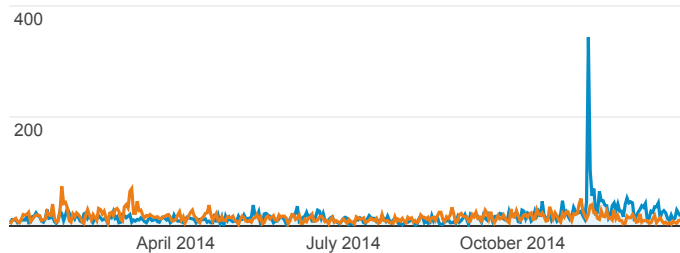
Publications Report 2014

1 Jan 2014 - 31 Dec 2014
Compare to: 1 Jan 2013 - 31 Dec 2013

All Sessions
+0.00%

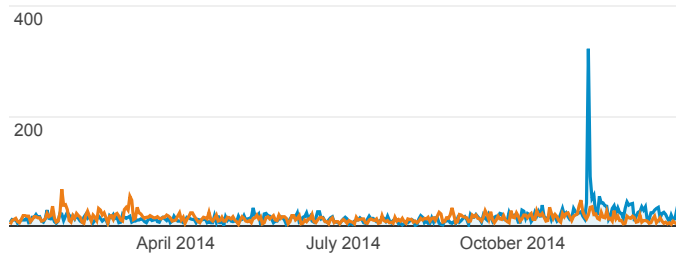
Visits

01-Jan-2014 - 31-Dec-2014: ● Sessions
01-Jan-2013 - 31-Dec-2013: ● Sessions



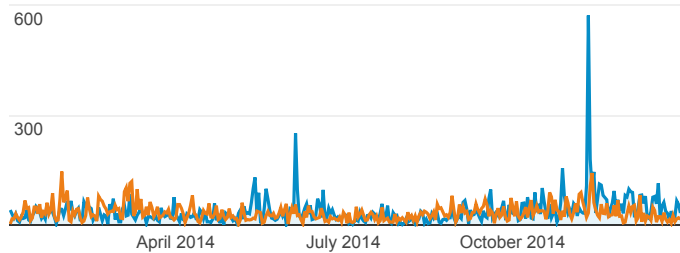
Unique Visitors

01-Jan-2014 - 31-Dec-2014: ● Users
01-Jan-2013 - 31-Dec-2013: ● Users



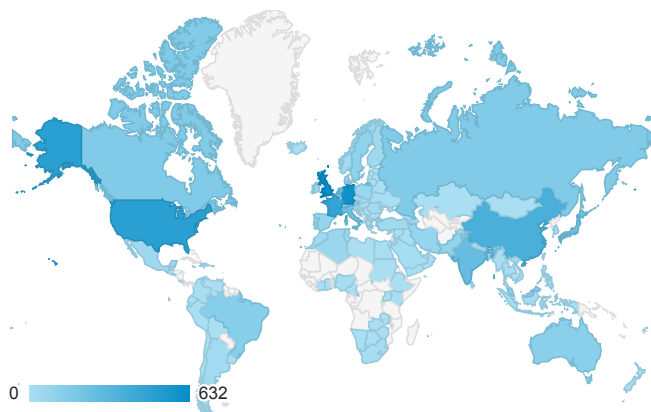
Pageviews

01-Jan-2014 - 31-Dec-2014: ● Page Views
01-Jan-2013 - 31-Dec-2013: ● Page Views

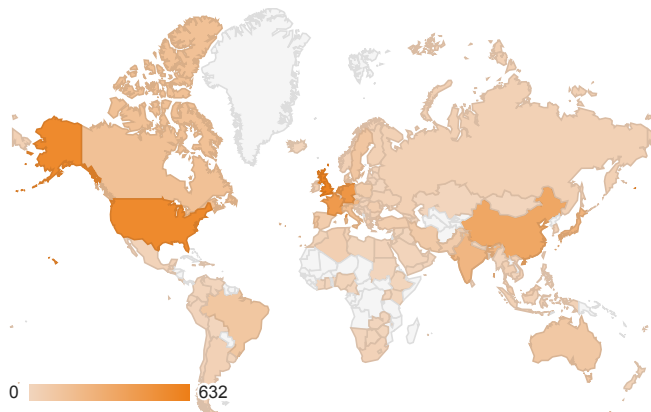


Visits

01-Jan-2014 - 31-Dec-2014



01-Jan-2013 - 31-Dec-2013



Pageviews and Unique Pageviews by Page Title

Page Title	Page Views	Unique Page Views
Formal Methods Europe		
01-Jan-2014 - 31-Dec-2014	5,196	4,058
01-Jan-2013 - 31-Dec-2013	5,030	4,046
% Change	3.30%	0.30%
Formal Methods Europe » Feature » Upcoming FM Conferences		
01-Jan-2014 - 31-Dec-2014	1,539	1,149
01-Jan-2013 - 31-Dec-2013	0	0
% Change	100.00%	100.00%
Formal Methods Europe » Lead Story News » FM 2015 in Oslo		
01-Jan-2014 - 31-Dec-2014	1,036	809
01-Jan-2013 - 31-Dec-2013	0	0
% Change	100.00%	100.00%
Formal Methods Europe » Choosing a Formal Method		
01-Jan-2014 - 31-Dec-2014	709	624
01-Jan-2013 - 31-Dec-2013	732	633
% Change	-3.14%	-1.42%
Formal Methods Europe » Formal Methods		
01-Jan-2014 - 31-Dec-2014	476	403
01-Jan-2013 - 31-Dec-2013	518	429
% Change	-8.11%	-6.06%
Formal Methods Europe » Board Members		
01-Jan-2014 - 31-Dec-2014	411	298
01-Jan-2013 - 31-Dec-2013	247	194
% Change	66.40%	53.61%
Formal Methods Europe » Minutes		
01-Jan-2014 - 31-Dec-2014	380	239
01-Jan-2013 - 31-Dec-2013	328	225
% Change	15.85%	6.22%
Formal Methods Europe » Symposia		
01-Jan-2014 - 31-Dec-2014	370	296
01-Jan-2013 - 31-Dec-2013	365	301
% Change	1.37%	-1.66%
Formal Methods Europe » News » FM 2014 in Singapore		
01-Jan-2014 - 31-Dec-2014	321	272
01-Jan-2013 - 31-Dec-2013	855	729
% Change	-62.46%	-62.69%
Formal Methods Europe » Downloads		
01-Jan-2014 - 31-Dec-2014	276	199
01-Jan-2013 - 31-Dec-2013	237	185
% Change	16.46%	7.57%

Sessions by Country

Country	Sessions
United Kingdom	
01-Jan-2014 - 31-Dec-2014	632
01-Jan-2013 - 31-Dec-2013	594
% Change	6.40%
Germany	
01-Jan-2014 - 31-Dec-2014	593
01-Jan-2013 - 31-Dec-2013	455
% Change	30.33%
United States	
01-Jan-2014 - 31-Dec-2014	492
01-Jan-2013 - 31-Dec-2013	548
% Change	-10.22%
France	
01-Jan-2014 - 31-Dec-2014	457
01-Jan-2013 - 31-Dec-2013	428
% Change	6.78%
China	
01-Jan-2014 - 31-Dec-2014	366
01-Jan-2013 - 31-Dec-2013	337
% Change	8.61%
India	
01-Jan-2014 - 31-Dec-2014	262
01-Jan-2013 - 31-Dec-2013	223
% Change	17.49%
Netherlands	
01-Jan-2014 - 31-Dec-2014	249
01-Jan-2013 - 31-Dec-2013	453
% Change	-45.03%
Italy	
01-Jan-2014 - 31-Dec-2014	233
01-Jan-2013 - 31-Dec-2013	162
% Change	43.83%
Japan	
01-Jan-2014 - 31-Dec-2014	232
01-Jan-2013 - 31-Dec-2013	241
% Change	-3.73%
Austria	
01-Jan-2014 - 31-Dec-2014	199
01-Jan-2013 - 31-Dec-2013	214
% Change	-7.01%