

Report on FME's Publication Activity in 2015

Bernhard K. Aichernig (Board Member)

7 April 2016

Web-Site. FME's website <http://www.fmeurope.org> is a Wordpress CMS hosted at Graz University of Technology and is maintained by Bernhard Aichernig. Its purpose is to publish the ongoing activities of FME as an organisation. This includes the announcement of the FM symposia, the FME meetings, and events sponsored by FME. A popular page with upcoming Formal Methods conferences was established in 2014. The site currently comprises of 90 published posts and 10 static pages. In 2015, a total of 14 posts were newly published.

Google analytics shows the following statistics for 2015: 8,301 sessions (6,356 in 2014, plus 31%), 5377 users (4,654 in 2014, plus 16%), 18,541 page views (14,190 in 2014, plus 31%), 2.23 average pages per session (2.23 in 2014), 1:28 minutes avg. session duration (1:31 in 2014, minus 3%). The visits came from the following top ten countries: Germany, USA, UK, France, China, Italy, Austria, Japan, India, The Netherlands. The top ten countries in terms of visitors are the same as in 2014. Among these, the strongest increase in sessions came from Germany (+93%) and Italy (+75%). The largest increase in new users was in Austria (+106%) and the USA (+44%).

The three most frequently visited pages, next to the homepage, were (1) Upcoming FM Conferences (3,649 page views) (2) FM 2016 in Cyprus, (1,134 page views) and (3) Symposia (790 page views).

Attached is a Google Analytics summary report.

Upcoming Formal Methods Conferences. As a service to the members we maintain a page with a list of upcoming conferences in formal methods. Its main purpose is coordination among conference organisers. Therefore, we established contacts with the steering committees and actively poll them for conference dates before publication in Call for Papers. It is now the most popular page on our web-site.

LinkedIn Group. Since July 2010, FME has a presence on the social network LinkedIn. The discussion group is called Formal Methods Europe. Jonathan Bowen is its owner, John Fitzgerald and Bernhard Aichernig are the managers of the group. Everybody can read the group. Only members can write. It currently has 1,462 members.

Audience Overview

1 Jan 2015 - 31 Dec 2015
Compare to: 1 Jan 2014 - 31 Dec 2014

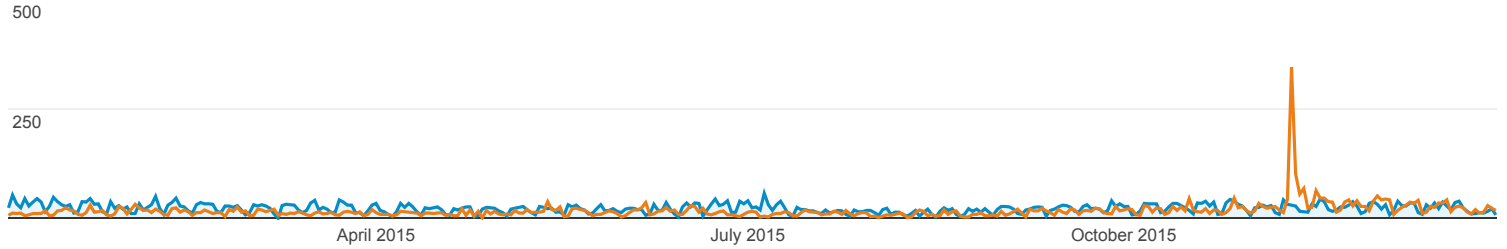
You are using a filtered view, which may cause your Users count to be inaccurate. [Learn more](#)

 All Users
+0.00% Sessions

Overview

01-Jan-2015 - 31-Dec-2015: ● Sessions

01-Jan-2014 - 31-Dec-2014: ● Sessions



Sessions
30.60%
8,301 vs 6,356



Users
15.54%
5,377 vs 4,654



Page Views
30.66%
18,541 vs 14,190



Pages/Session
0.05%
2.23 vs 2.23



Avg. Session Duration
-3.21%
00:01:28 vs 00:01:31



Bounce Rate
2.28%
60.14% vs 58.79%

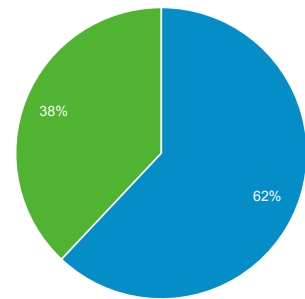


% New Sessions
-13.32%
61.94% vs 71.46%

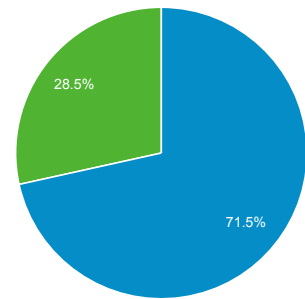


■ New Visitor ■ Returning Visitor

01-Jan-2015 - 31-Dec-2015



01-Jan-2014 - 31-Dec-2014



Language

Sessions % Sessions

1. en-us

01-Jan-2015 - 31-Dec-2015 4,537 ■ 54.66%

01-Jan-2014 - 31-Dec-2014 3,547 ■ 55.81%

% Change 27.91% -2.06%

2. de

01-Jan-2015 - 31-Dec-2015 **3** 618 ■ 7.44%

01-Jan-2014 - 31-Dec-2014 206 ■ 3.24%

% Change 200.00% 129.71%

3. en-gb

01-Jan-2015 - 31-Dec-2015 508 ■ 6.12%

01-Jan-2015 - 31-Dec-2015	488	5.88%
01-Jan-2014 - 31-Dec-2014	433	6.81%
% Change	12.70%	-13.71%
5. zh-cn		
01-Jan-2015 - 31-Dec-2015	472	5.69%
01-Jan-2014 - 31-Dec-2014	371	5.84%
% Change	27.22%	-2.59%
6. ja		
01-Jan-2015 - 31-Dec-2015	194	2.34%
01-Jan-2014 - 31-Dec-2014	122	1.92%
% Change	59.02%	21.76%
7. pt-br		
01-Jan-2015 - 31-Dec-2015	103	1.24%
01-Jan-2014 - 31-Dec-2014	78	1.23%
% Change	32.05%	1.11%
8. de-de		
01-Jan-2015 - 31-Dec-2015	101	1.22%
01-Jan-2014 - 31-Dec-2014	98	1.54%
% Change	3.06%	-21.09%
9. fr-fr		
01-Jan-2015 - 31-Dec-2015	97	1.17%
01-Jan-2014 - 31-Dec-2014	89	1.40%
% Change	8.99%	-16.55%
10. it-it		
01-Jan-2015 - 31-Dec-2015	88	1.06%
01-Jan-2014 - 31-Dec-2014	63	0.99%
% Change	39.68%	6.95%

Location

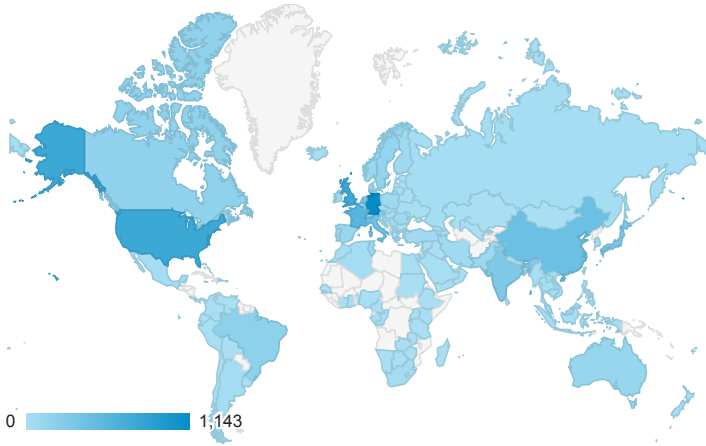
1 Jan 2015 - 31 Dec 2015
Compare to: 1 Jan 2014 - 31 Dec 2014

All Users
+0.00% Sessions

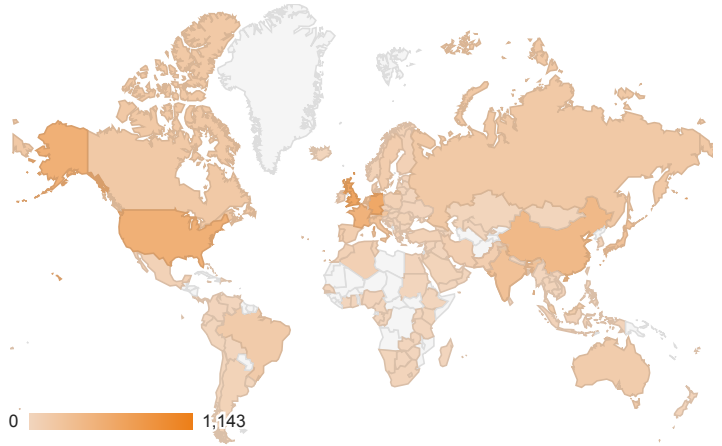
Map Overlay

Summary

01-Jan-2015 - 31-Dec-2015



01-Jan-2014 - 31-Dec-2014



Country	Acquisition			Behaviour			Conversions		
	Sessions	% New Sessions	New Users	Bounce Rate	Pages/Session	Avg. Session Duration	Goal Conversion Rate	Goal Completions	Goal Value
	30.60% ▲ 8,301 vs 6,356	13.31% ▼ 62.02% vs 71.54%	13.22% ▲ 5,148 vs 4,547	2.28% ▼ 60.14% vs 58.79%	0.05% ▲ 2.23 vs 2.23	3.21% ▼ 00:01:28 vs 00:01:31	0.00% 0.00% vs 0.00%	0.00% 0 vs 0	0.00% US\$0.00 vs US\$0.00
1. Germany									
01-Jan-2015	1,143 (13.77%)	35.17%	402 (7.81%)	73.49%	1.73	00:00:58	0.00%	0 (0.00%)	US\$0.00 (0.00%)
01-Jan-2014	593 (9.33%)	65.09%	386 (8.49%)	61.89%	2.07	00:01:02	0.00%	0 (0.00%)	US\$0.00 (0.00%)
% Change	92.75%	-45.97%	4.15%	18.75%	-16.36%	-5.71%	0.00%	0.00%	0.00%
2. United States									
01-Jan-2015	762 (9.18%)	76.25%	581 (11.29%)	59.97%	2.15	00:01:12	0.00%	0 (0.00%)	US\$0.00 (0.00%)
01-Jan-2014	492 (7.74%)	81.91%	403 (8.86%)	60.98%	2.22	00:01:03	0.00%	0 (0.00%)	US\$0.00 (0.00%)
% Change	54.88%	-6.91%	44.17%	-1.64%	-3.24%	14.15%	0.00%	0.00%	0.00%
3. United Kingdom									
01-Jan-2015	731 (8.81%)	64.30%	470 (9.13%)	58.41%	2.30	00:01:33	0.00%	0 (0.00%)	US\$0.00 (0.00%)
01-Jan-2014	632 (9.94%)	63.61%	402 (8.84%)	55.38%	2.40	00:01:39	0.00%	0 (0.00%)	US\$0.00 (0.00%)
% Change	15.66%	1.08%	16.92%	5.48%	-3.95%	-6.20%	0.00%	0.00%	0.00%
4. France									
01-Jan-2015	576 (6.94%)	65.45%	377 (7.32%)	55.90%	2.29	00:01:35	0.00%	0 (0.00%)	US\$0.00 (0.00%)
01-Jan-2014	457 (7.19%)	76.81%	351 (7.72%)	63.24%	1.92	00:00:49	0.00%	0 (0.00%)	US\$0.00 (0.00%)
% Change	26.04%	-14.78%	7.41%	-11.60%	19.15%	93.92%	0.00%	0.00%	0.00%

01-Jan-2014	366 (5.76%)	76.50%	280 (6.16%)	45.63%	2.61	00:02:18	0.00%	0 (0.00%)	US\$0.00 (0.00%)
% Change	16.67%	-17.35%	-3.57%	5.73%	4.85%	-8.80%	0.00%	0.00%	0.00%
6. Italy									
01-Jan-2015	407 (4.90%)	40.29%	164 (3.19%)	45.95%	2.49	00:01:09	0.00%	0 (0.00%)	US\$0.00 (0.00%)
01-Jan-2014	233 (3.67%)	78.97%	184 (4.05%)	58.80%	2.22	00:00:53	0.00%	0 (0.00%)	US\$0.00 (0.00%)
% Change	74.68%	-48.97%	-10.87%	-21.86%	12.18%	30.69%	0.00%	0.00%	0.00%
7. Austria									
01-Jan-2015	334 (4.02%)	38.92%	130 (2.53%)	39.22%	4.83	00:05:49	0.00%	0 (0.00%)	US\$0.00 (0.00%)
01-Jan-2014	199 (3.13%)	31.66%	63 (1.39%)	30.15%	5.20	00:07:49	0.00%	0 (0.00%)	US\$0.00 (0.00%)
% Change	67.84%	22.94%	106.35%	30.08%	-7.09%	-25.49%	0.00%	0.00%	0.00%
8. Japan									
01-Jan-2015	301 (3.63%)	58.14%	175 (3.40%)	60.13%	2.14	00:01:13	0.00%	0 (0.00%)	US\$0.00 (0.00%)
01-Jan-2014	232 (3.65%)	75.86%	176 (3.87%)	56.03%	2.14	00:00:52	0.00%	0 (0.00%)	US\$0.00 (0.00%)
% Change	29.74%	-23.36%	-0.57%	7.31%	-0.13%	40.03%	0.00%	0.00%	0.00%
9. India									
01-Jan-2015	294 (3.54%)	77.55%	228 (4.43%)	67.01%	1.79	00:01:14	0.00%	0 (0.00%)	US\$0.00 (0.00%)
01-Jan-2014	262 (4.12%)	77.48%	203 (4.46%)	58.40%	1.99	00:01:52	0.00%	0 (0.00%)	US\$0.00 (0.00%)
% Change	12.21%	0.09%	12.32%	14.74%	-10.20%	-34.34%	0.00%	0.00%	0.00%
10. Netherlands									
01-Jan-2015	286 (3.45%)	67.48%	193 (3.75%)	59.09%	2.21	00:00:59	0.00%	0 (0.00%)	US\$0.00 (0.00%)
01-Jan-2014	249 (3.92%)	68.67%	171 (3.76%)	49.40%	2.58	00:01:47	0.00%	0 (0.00%)	US\$0.00 (0.00%)
% Change	14.86%	-1.74%	12.87%	19.62%	-14.16%	-45.39%	0.00%	0.00%	0.00%

Rows 1 - 10 of 134

Overview

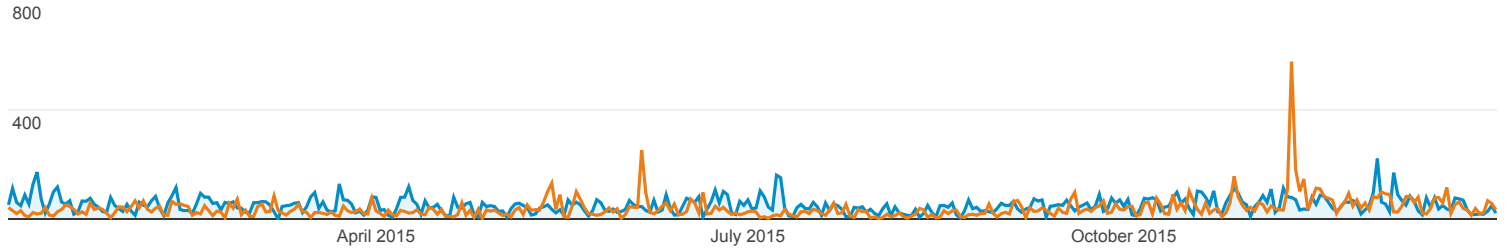
1 Jan 2015 - 31 Dec 2015
Compare to: 1 Jan 2014 - 31 Dec 2014

All Users
+0.00% Page Views

Overview

01-Jan-2015 - 31-Dec-2015: ● Page Views

01-Jan-2014 - 31-Dec-2014: ● Page Views



Page Views
30.66%
18,541 vs 14,190



Unique Page Views
27.54%
14,197 vs 11,131



Avg. Time on Page
-3.30%
00:01:11 vs 00:01:14



Bounce Rate
2.28%
60.14% vs 58.79%



% Exit
-0.05%
44.77% vs 44.79%



Page Title	Page Views	% Page Views
1. Formal Methods Europe		
01-Jan-2015 - 31-Dec-2015	5,705	30.77%
01-Jan-2014 - 31-Dec-2014	5,196	36.62%
% Change	9.80%	-15.97%
2. Formal Methods Europe » Feature » Upcoming FM Conferences		
01-Jan-2015 - 31-Dec-2015	3,649	19.68%
01-Jan-2014 - 31-Dec-2014	1,539	10.85%
% Change	137.10%	81.46%
3. Formal Methods Europe » Lead Story Uncategorized » FM 2016 in Cyprus		
01-Jan-2015 - 31-Dec-2015	1,134	6.12%
01-Jan-2014 - 31-Dec-2014	0	0.00%
% Change	100.00%	100.00%
4. Formal Methods Europe » Symposia		
01-Jan-2015 - 31-Dec-2015	790	4.26%
01-Jan-2014 - 31-Dec-2014	370	2.61%
% Change	113.51%	63.41%
5. Formal Methods Europe » Choosing a Formal Method		
01-Jan-2015 - 31-Dec-2015	736	3.97%
01-Jan-2014 - 31-Dec-2014	709	5.00%
% Change	3.81%	-20.55%
6. Formal Methods Europe » Documents		

7. [Formal Methods Europe](#) » [Lead Story News](#) » [FM 2015 in Oslo](#)

01-Jan-2015 - 31-Dec-2015	673		3.63%
01-Jan-2014 - 31-Dec-2014	1,036		7.30%
% Change	-35.04%		-50.28%

8. [Formal Methods Europe](#) » [Formal Methods](#)

01-Jan-2015 - 31-Dec-2015	643		3.47%
01-Jan-2014 - 31-Dec-2014	476		3.35%
% Change	35.08%		3.38%

9. [Formal Methods Europe](#) » [News Uncategorized](#) » [Sad News: Peter Lucas passed away Feb. 2, 2015](#)

01-Jan-2015 - 31-Dec-2015	373		2.01%
01-Jan-2014 - 31-Dec-2014	0		0.00%
% Change	100.00%		100.00%

10. [Formal Methods Europe](#) » [Minutes](#)

01-Jan-2015 - 31-Dec-2015	364		1.96%
01-Jan-2014 - 31-Dec-2014	380		2.68%
% Change	-4.21%		-26.69%